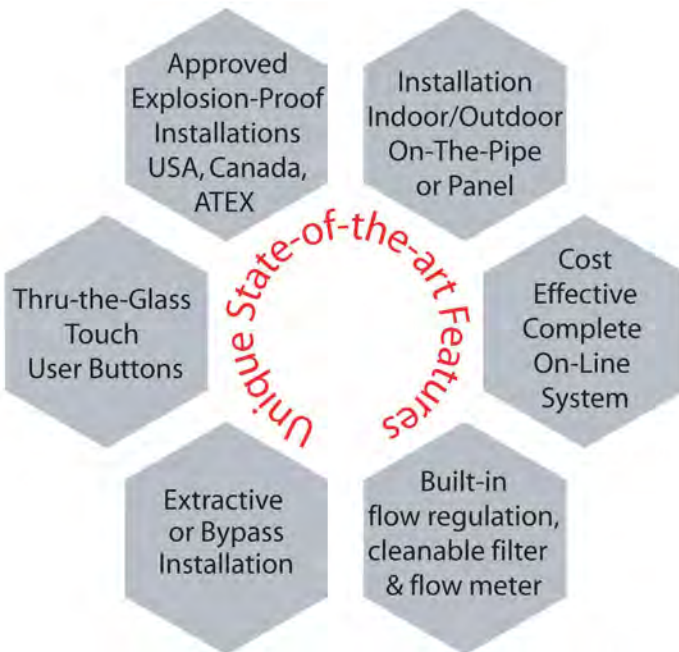


Leading edge Nanosensor Technology



more FEATURES

- -110°C to +20°C dewpoint Sensor
- Fast, Accurate and Repeatable
- Built-in temperature compensation
- 4/20 mA sink or source output and RS-422
- 3" viewport, IP68 & Explosionproof
- State-of-the-art electronics & software
- Advanced User-friendly Interface
- Continuous Status and Diagnostics display
- On-screen histogram and trend graph
- Optional Built in Pressure Sensor
- Virtual Analyzer PC s/w for training & evaluation
- 316 Stainless Steel & PTFE wetted parts
- Diverse Selection of Inlet Port Fittings
- NIST calibrations

APPLICATIONS

- Petrochemical
- Industrial Gases
- Natural Gas
- Power Generation
- Furnace Gas / Heat Treating
- Air Dryers
- Pharmaceutical
- Aerospace
- Medical



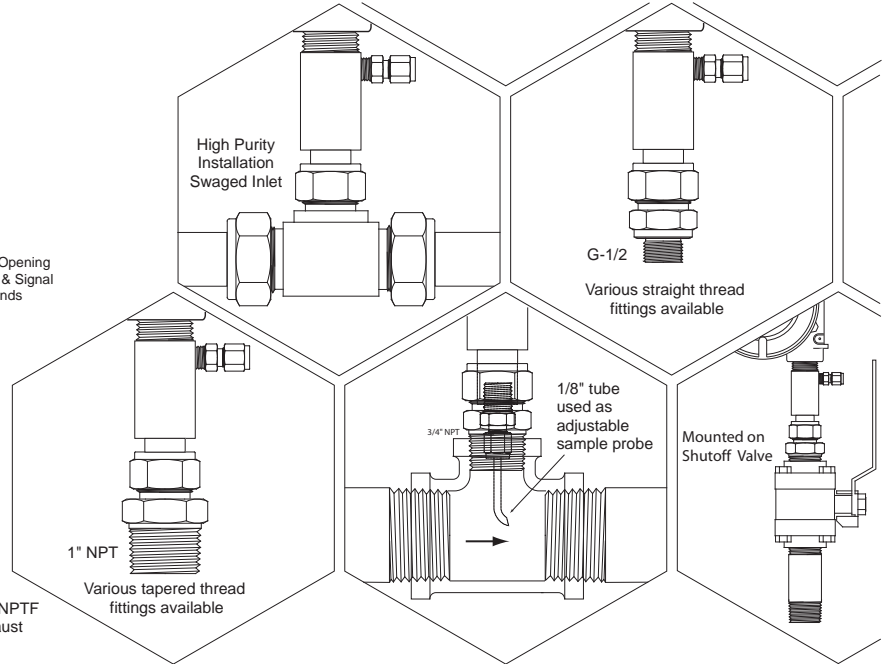
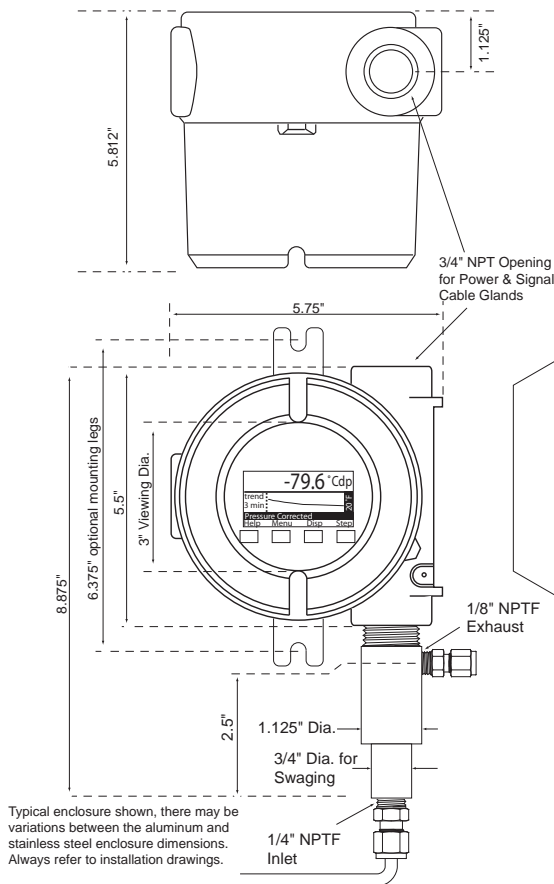
PhyMetrix, Inc.
Moisture Measurement
Innovation at work

- ◆ Test
- ◆ Measure
- ◆ Calibrate
- ◆ Quick
- ◆ Reproducible
- ◆ NIST Traceable

ExMa PhyMetrix Explosion-Proof Moisture Analyzer



Installation and Connection Options



Large Variety of Process Connection Options

Inlet end has a 3/4" OD tube with a 1/4" NPTF thread inside. This allows inlet connections to be made in two ways:

- 1) Using a 3/4" swage adapter to a variety of fittings to mount the ExMa directly on the equipment or pipe being measured. In most cases this mounting will also support the ExMa.
- 2) Using a 1/4" NPT adapter to connect a variety of tubing to the ExMa, and supporting it on a back plate via the optional mounting legs.

Technical Specifications

Moisture Sensor	Range: -110°C to +20°C dewpoint (-166°F to +68°F dewpoint) Accuracy: ±2°C temperature corrected Response time: 95% of step change in 3 min.	Repeatability: 0.8°C Sample flow: >1 LPM
Temperature Sensors	Range: -40°C to +70°C ; Accuracy: ±2°C	
Pressure Sensor	2 to 1000 PSIA ±1%, 316L stainless steel wetted parts	
Electrical	3 automatic detection - self configuring power modes: 1) 90-260VAC 47-440Hz or 2) 12-24VDC 10VA or 3) 4/20mA Loop Powered (without display only) Power modes 1 or 2 have the following I/O: a) RS-422 isolated b) 4/20mA sink or source isolated with HART® c) 3 Alarm Relays - 3A, 250VAC contacts	
Mechanical	3/4" OD tube and 1/4" NPTF Inlet, 1/8" NPTF Outlet All 316 Stainless Steel and PTFE wetted parts, small surface area stainless steel sampling chamber for fast response time. Enclosure Aluminum or optional 316 Stainless Steel, Glass lens, IP66 & IP68 FM/CSA Explosion Proof Certified Class I, Div I, Groups B, C And D Class II, III, Div 1, Groups E, F And G ATEX Explosion Proof Certified ATEX 2 GD, Exd I & IIC; IECEx, Exd I & IIC Dimensions- L: 8.9" (226mm) W: 5.8" (147mm) H: 5.8" (147mm) Weight Total: 5.5 Lbs (2.5 Kg) Pressure: 1000 PSIA (68 Bar) Flow Control Orifice can be placed at Inlet or Outlet; Built in serviceable/cleanable 100 micron Filter	
Temperature Range	ExMa Analyzer: -20°C to +60°C Moisture Sensor: -20°C to +60°C	Electronics: -40°C to +85°C Pressure Sensor: -20°C to +85°C LCD operating: -20°C to +70°C storage: -30°C to +80°C
Miscellaneous Features	Through the glass user interface buttons, allow operation while enclosure is closed NIST traceable calibrations Units of measure: °C & °F dewpoint, ppmV, ppmW, µB H ₂ O vapor pressure, grams of H ₂ O / m ³ and Lbs H ₂ O / 10 ⁶ standard cubic feet in Natural Gas Virtual Analyzer PC software for training and evaluation, allows the user to experience the exact interface on their own PC with voice explanations	

ORDERING INFORMATION	Part Number
PhyMetrix Explosion Proof Moisture Analyzer Model: ExMa Included: Inlet Filter, Inlet Orifice (specify nominal pressure)	ExMa
Stainless Steel Enclosure	suffix - S
Pressure sensor option 0-1000 psia automatic pressure correction	suffix - P
Mounting Legs	suffix - M
Analog Output 4/20 mA with HART® option	suffix - A
Explosion Proof ATEX option	suffix - I
If Required Specify Exhaust and/or Outlet Adapters	

Represented by:

IMA Ltd,
Parkwell House, Otley Road,
Guiseley, West Yorkshire,
LS20 8BH, England
Tel: +44(0)1943 878877
Email: info@ima.co.uk
Website: www.ima.co.uk

